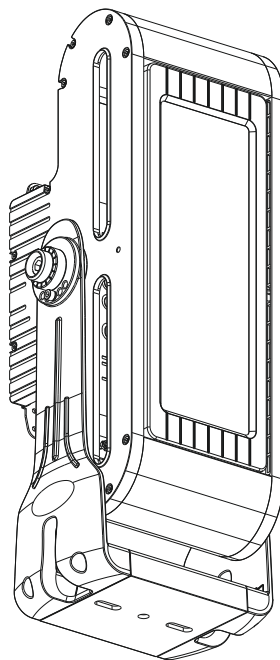


TEXUS PRO 300W

USER MANUAL



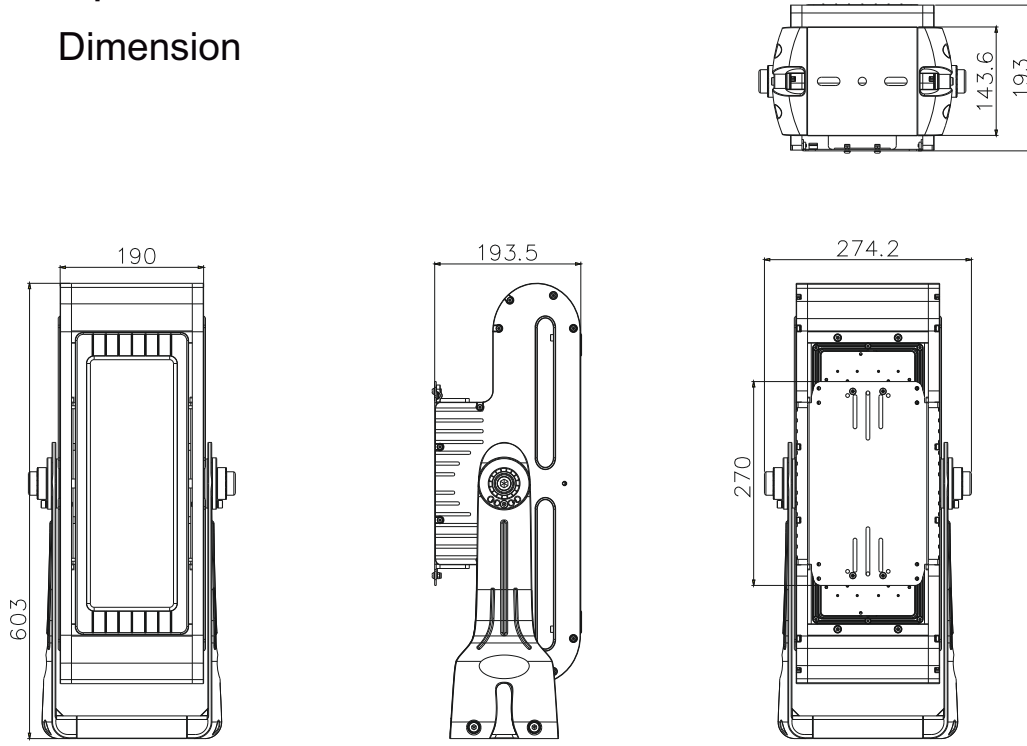
⚠ Warning:

1. limitation of use indoors or outdoor;
2. The external flexible cable or cord of this luminaire can not be replaced;
3. The light source contained in this luminaire shall only be replaced by the manufacturer or his service agent or a similar qualified person;
4. Terminal block not included, installation may require advice from a qualified person.
5. The external flexible cable or cord of this luminaire can not be replaced, if the cord is damaged, the luminaire shall be destroyed.
6. The light source contained in this luminaire shall only be replaced by the manufacturer or his service agent or a similar qualified person.
7. Only to be installed outside arms reach.



Specifications

Dimension



Parameter

Work environment : -30~40°C

Model	Input	Lumen Efficiency	Color Temperature	Color Rendering	Beam angle	IP Rating
300W	100V-277V 50/60HZ	110-130 lm/W	4000K、5000K 5700K、6500K	Ra70	15°/30°/60°	IP65

Packing and Instrument

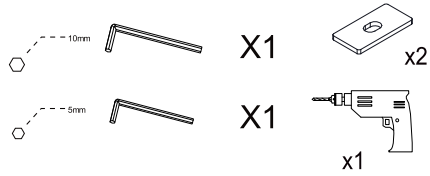
Packing data

Storage Temperature:-25~65 C

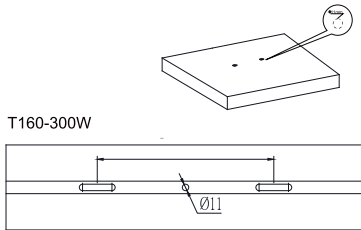
Model	N.W(KG)	G.W(KG)	Carton Size(mm)
300W	10.1	11.2	660*270*230



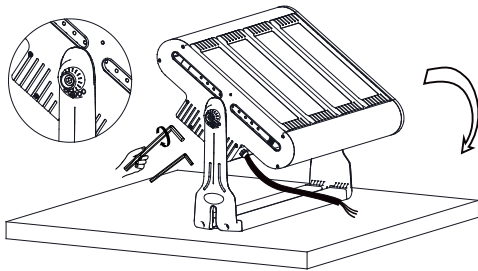
Instrument



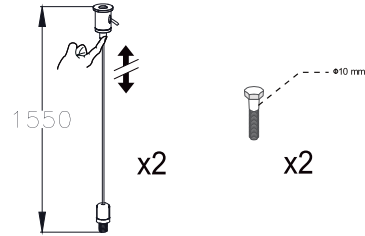
1. Hole on the wall Under the gravity of the wall to reach 5 times more than the lamp body



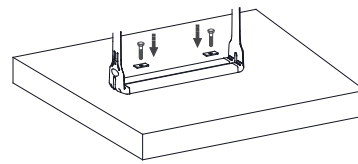
3. Rotate the light body to the right Angle, then install the retaining screw



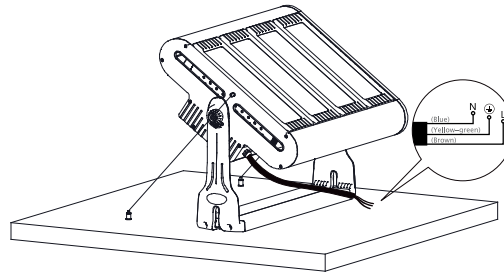
Remark:Ground, wall and ceiling mounted



2. Install the small plate to the support seat, Then put the lamp body fixed on the wall and mount screws



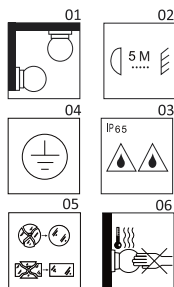
4. Install the safety rope



Attention

Installation Instruction

Attention:



01. The fitting is suitable for fixing to the wall and to the ceiling.
02. Always observe the minimum distance between the lamp and the surface being lit as indicated on the icon.
03. IP65: Protected against water jets
04. Protection class: the fitting has an earthing connection. The earth wire (yellow/green) has to be connected to the clip marked with ⊕.
05. Immediately replace a cracked or broken safety glass and use only manufacturer approved parts.
06. This luminaire contains in some places very hotparts.